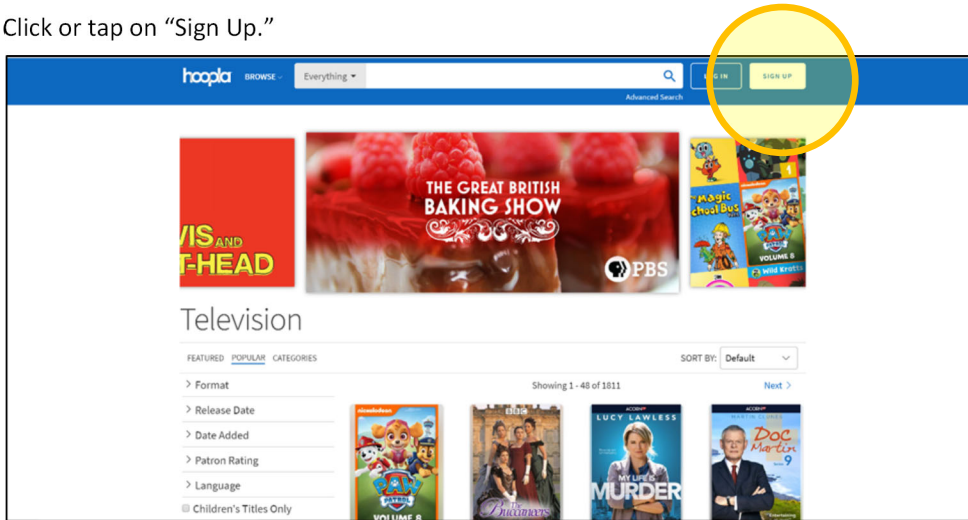




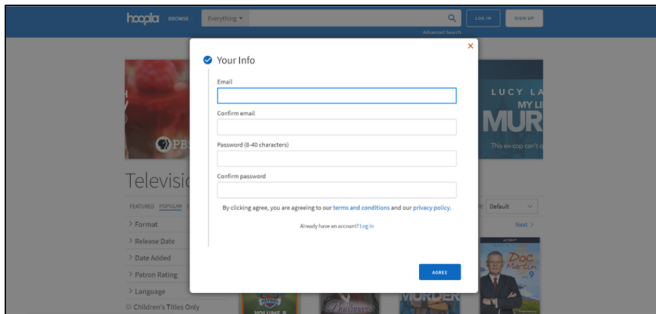
## HOW TO: Get Started Using Hoopla

These instructions guide you through the steps needed to set up a **Hoopla** account. Hoopla features digital video (movies and TV shows), music, audiobooks, eBooks, and comics/graphic novels. You can borrow content immediately, with no waiting (so, no need for holds).

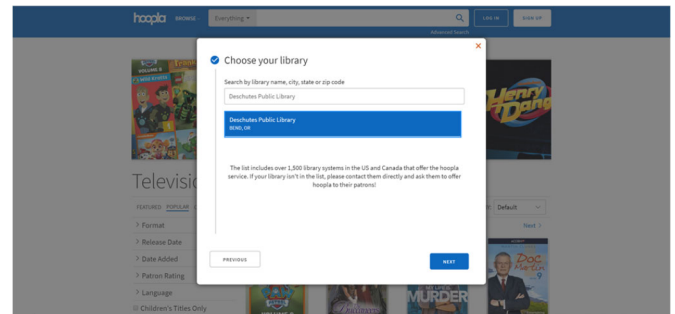
1. Go to [Hoopladigital.com](https://www.hoopladigital.com) on your computer, or download the Hoopla app on your mobile device.
2. Click or tap on “Sign Up.”



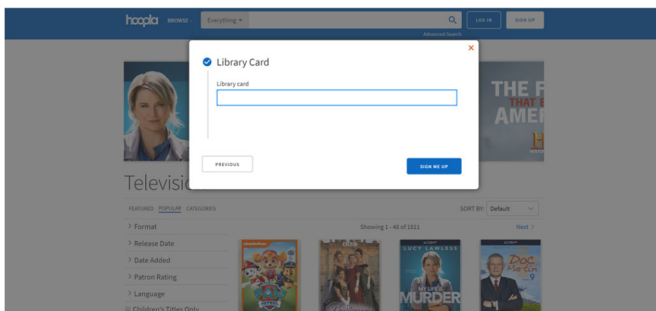
3. Fill out the form that pops up. Your email address and the password you set will be your Hoopla account information that you will use to log in to the app on your mobile device or TV, or on your computer.



4. Search for Deschutes, then click on Deschutes Public Library when it pops up as an option. Click “Next.”



5. Enter your 14-digit library card number with no spaces, then click “Sign Me Up.”



6. You can now use Hoopla to check out eBooks, audiobooks, movies, TV shows, and comics/graphic novels. For tips and tricks, see our Hoopla Tips and Tricks document.