



## HOW TO: Return or Delete Library Kindle eBooks

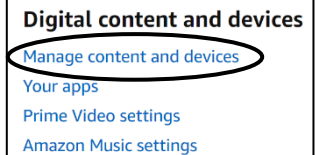
You can return Kindle Books to the library before their expiration date. You manage all your library eBooks on your Kindle device through the Amazon website. Library books read via Kindle return automatically, and you will not receive overdue fines.

1. Go to Amazon.com and log into your Amazon Account.



Hello, Sami  
**Account & Lists** ▾

2. Navigate to “Manage Your Content and Devices” by clicking “Account & Lists” under your name at the top of the page. Under “Digital content and devices” click “Manage content and devices.”



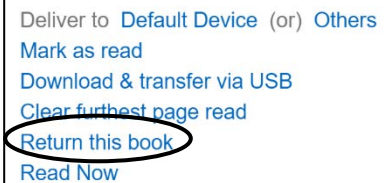
**Digital content and devices**  
[Manage content and devices](#)  
[Your apps](#)  
[Prime Video settings](#)  
[Amazon Music settings](#)

3. Click the three dots under the action header next to the book you want to return.



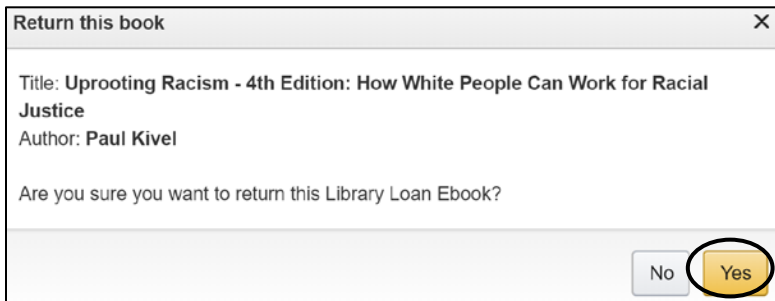
Select	Actions	Title
<input type="checkbox"/>		Me and White Supremacy: Comba... <b>Borrowed</b>

4. In the new pop-up window, click “Return this book.”



Deliver to [Default Device](#) (or) [Others](#)  
[Mark as read](#)  
[Download & transfer via USB](#)  
[Clear furthest page read](#)  
[Return this book](#)  
[Read Now](#)

5. In the next window, click “Yes” to confirm you want to return the book.



Return this book [X]

Title: **Uprooting Racism - 4th Edition: How White People Can Work for Racial Justice**  
Author: **Paul Kivel**

Are you sure you want to return this Library Loan Ebook?